

Installation Instructions

I - Sheet Number INS-HS92 Rev.C



Hood Shield

**For proper installation and best possible fit, please read all instructions BEFORE you begin.
For technical assistance or to obtain missing parts, please call Customer Relations at 1-800-344-8759.**

Important Safety Information



- CAUTION - Before driving, ensure that the hood shield is properly anchored to vehicle.
- Do not use automatic "brush-style" car washes.
- Do not use cleaning solvents of any kind.
- Periodically check all components for tightness.

Contents **NOTE:** Actual product may vary from illustration.



Hood Shield



Alcohol Pad x2



Washer x2



Self Tapping
Screw x2



Bump On x4

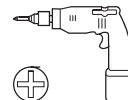
Tools Required



Car Wash Supplies



Clean Towel



Appropriate hand tools

Preparation Before Painting / Installation

- A trial fit is recommended to ensure proper positioning and fit.
- Check fit of parts before painting as we will not accept the return of modified or painted parts.
- Wash your vehicle's hood to remove any debris and/or dirt.
- Dry the hood with a clean towel.
- Ideal installation temperature is between 65°F - 110°F (18°C - 43°C)

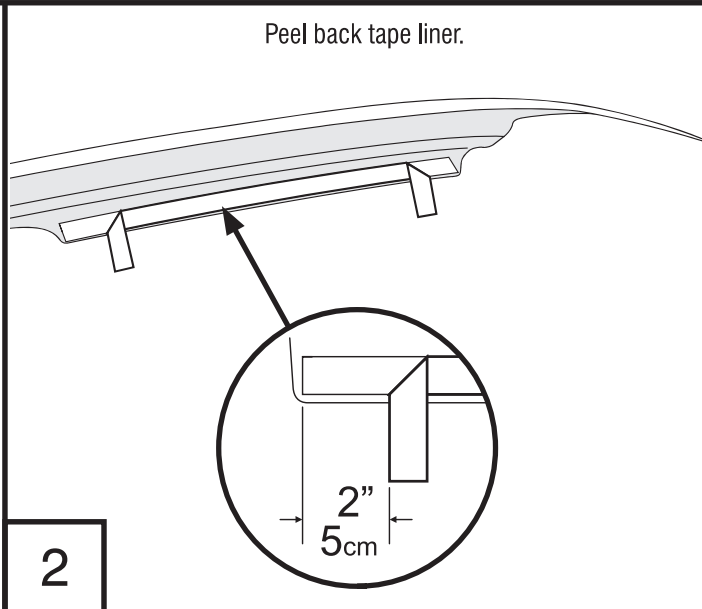
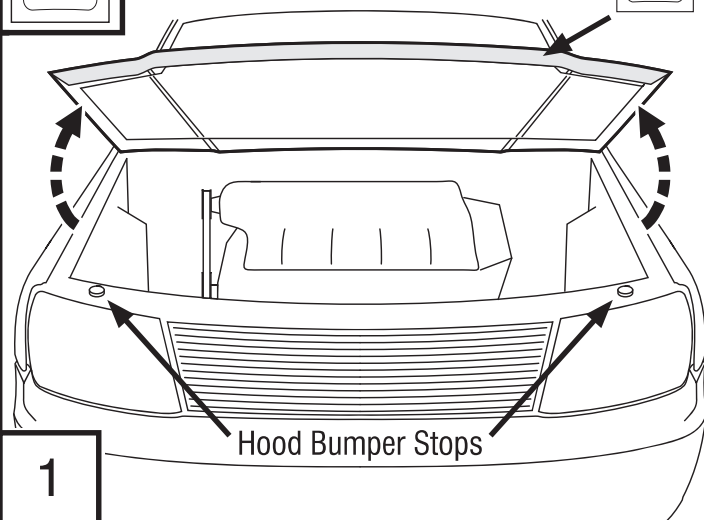
Installation Steps **NOTE:** Actual application may vary slightly from illustrations.



Clean hood shield mounting location.



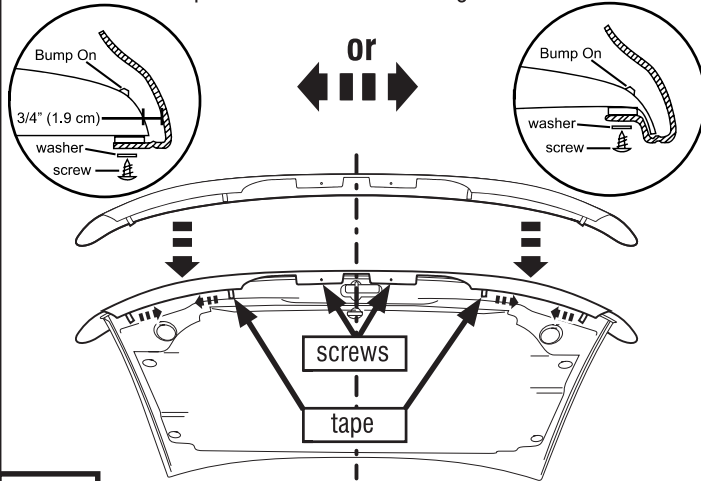
Peel back tape liner.



Installation Steps

NOTE: Actual application may vary slightly from drawings.

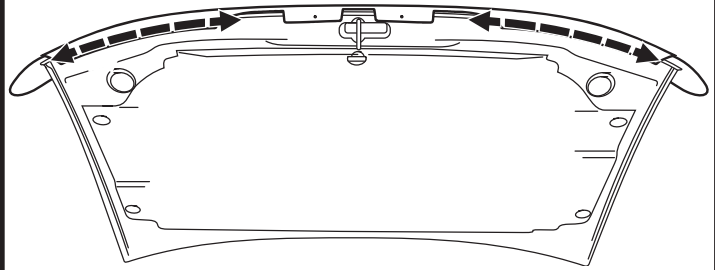
Center hood shield and attach outer flanges with exposed tape.
Remove tape liner. Attach center flanges with screws.



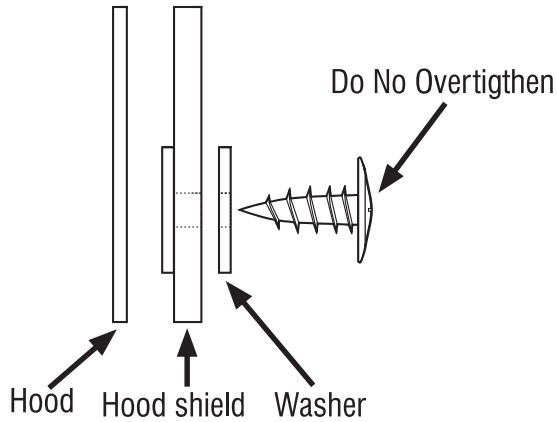
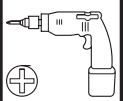
3

NOTE: The hood shield should be offset approximately 3/4" (1.9 cm) from the front edge of hood.

Apply pressure to tape flange.



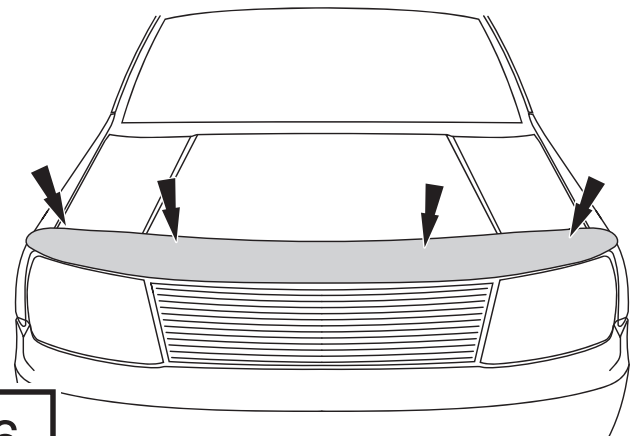
4



5



Lower hood, adjust hood bumper stops if necessary.
Apply bump-ons to hood surface.



6

Care and Cleaning

- Wash only with mild soap & dry with a clean cloth.



The material that your product is made from can be recycled. Please also consider recycling the packaging that your product came in.



Congratulations!

You have purchased one of the many quality Husky® branded products. We take the utmost pride in our products and want you to enjoy years of satisfaction from your investment. We have made every effort to ensure that your product is top quality in terms of fit, durability, finish and ease of installation.



1-800-344-8759 • Visit us at huskyliners.com

© 2024 Husky Liners, Inc. All rights reserved.

Husky® and the Husky® logo are trademarks of Husky Liners, Inc.